

# Stark County's Influenza Weekly Report

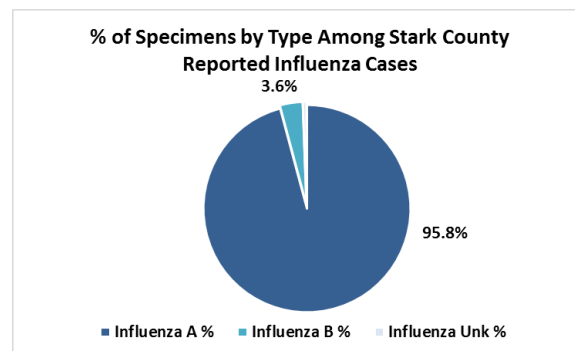
## Week 18 (04/28/2019 – 05/04/2019)



**Public Health**  
Prevent. Promote. Protect.

### During Week 18:

- Stark County had 0 influenza-associated hospitalizations.
- Nationally, five influenza-associated pediatric deaths were reported.
- During week 18, 41 influenza A specimens were collected nationally from public health laboratories, 6 subtyped as the 2009 H1N1 virus, 28 subtyped as the H3 virus and the remainder were not subtyped.



### So Far this Year:

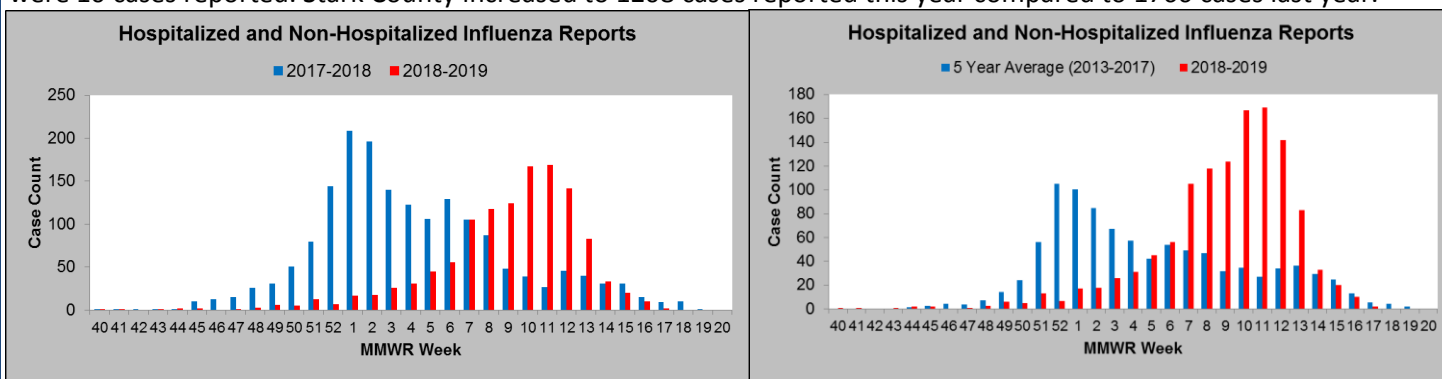
- There have been 417 influenza-associated hospitalizations in Stark County.
  - Those hospitalized for influenza have ranged from 2 weeks of age to 104 years of age, with the median being 68.0 years.
- A cumulative rate of 65.7 laboratory-confirmed influenza-associated hospitalizations per 100,000 population was reported.
- Through week 18, 39,378 specimens collected nationally from public health laboratories were typed influenza A. This was 96.4% of all specimens collected. Of these 57.1% subtyped as the 2009 H1N1 virus, 42.9% subtyped as the H3 virus, and subtyping was not performed on the rest of them.
- Nationally, 106 influenza-associated pediatric deaths were reported so far this year.
- CDC has reported a preliminary vaccine effectiveness of **47% effective** (95% CI: 34%-57%).  
(<https://www.cdc.gov/mmwr/volumes/67/wr/mm6706a2.htm>)

### Viruses Circulating vs. Viruses in this Year's Vaccine:

- Nationally, through week 18, 2,049 specimens were characterized as Influenza A.
  - There were 1142 influenza A (H1N1) viruses collected and, of those characterized (305), 97.0% matched the influenza A (H1N1) component in this year's vaccine. There were 907 influenza A (H3N2) viruses collected and, of those characterized (382), 44% matched the influenza A (H3N2) component in this year's vaccine.
- Nationally, through week 18, 352 specimens were characterized as Influenza B.
  - Of these, 174 subtyped from the Yamagata Lineage and 178 subtyped from the Victorian Lineage. Of these specimens, 100% of the Yamagata Lineage characterized matched the Influenza B component of the 2018-2019 vaccine and 75.9% of the Victorian Lineage matched.

### Graph 1: Hospitalized and Non-Hospitalized Influenza Cases Reported to the Local Health Department.

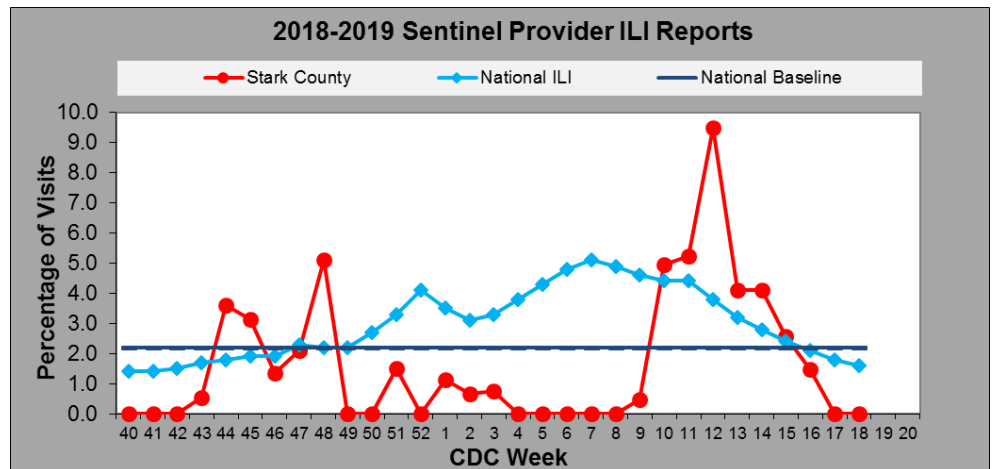
There were 0 cases of hospitalized and non-hospitalized influenza reported for Week 18 in Stark County. Last year, there were 10 cases reported. Stark County increased to 1208 cases reported this year compared to 1766 cases last year.



- All data presented in this weekly report are preliminary and may change as additional information is received.
- Multiyear averages included in this weekly report do not include the 2009/2010 H1N1 season.
- If you have any questions please contact **Avi Joseph at 330.493.9914 or josepha@starkhealth.org** or **Amanda Archer at 330.489.3327 or aarcher@cantonhealth.org**

**Graph 2: Sentinel Provider Reported Influenza Like Illness (ILI) in Stark County.**

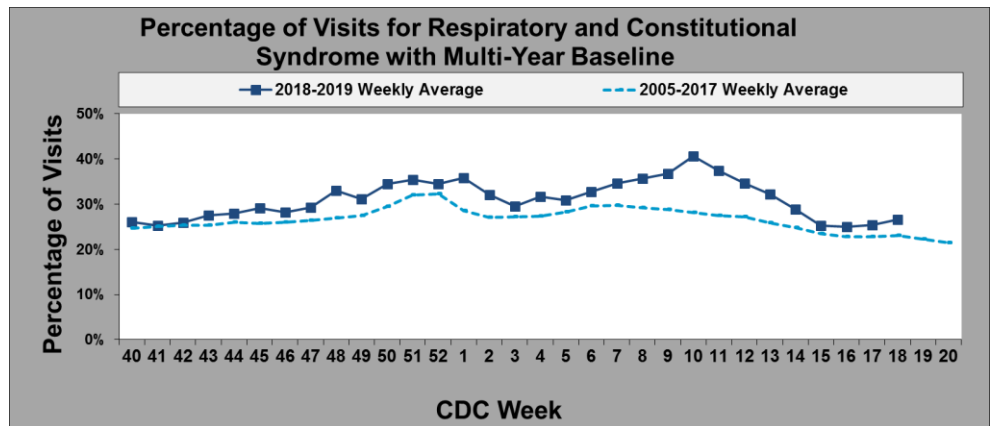
◆ During Week 18, Stark County Sentinel Providers reported that 0% of their visits were due to ILI. The national reports show that 1.6% of ED visits are due to ILI. This is below the 2.2% national baseline.



**Graph 3: Emergency Department Visits for Respiratory and Constitutional Syndromes.**

(Source: Health Monitoring Systems, EpiCenter, Hospital and Stat Care Patient Registration Surveillance System)

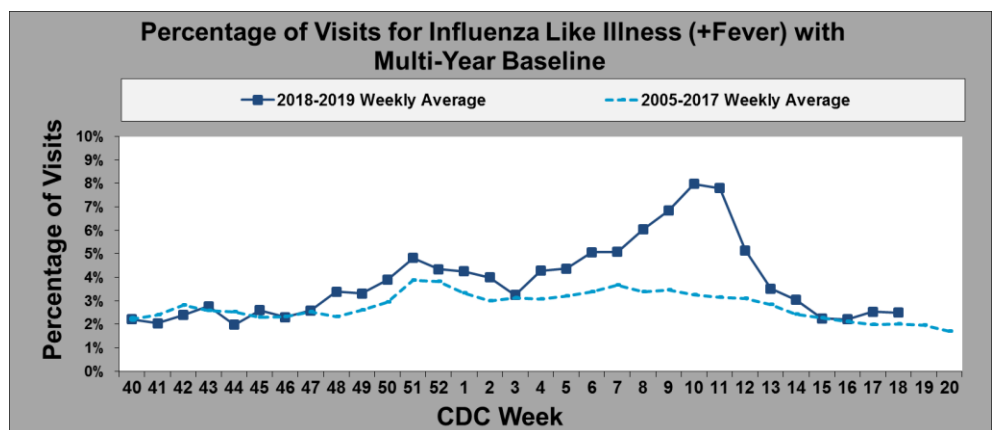
◆ ED and Stat Care visits for respiratory and constitutional show another increase after several weeks of decrease. Visits are still above the multi-year average.



**Graph 4: Emergency Department (ED) Visits for Influenza Like Illness (+Fever).**

(Source: Health Monitoring Systems, EpiCenter, Hospital and Stat Care Patient Registration Surveillance System)

◆ ED and Stat Care visits for ILI + Fever for MMWR week 18 show a slight decrease, but is still higher than the multi-year average.

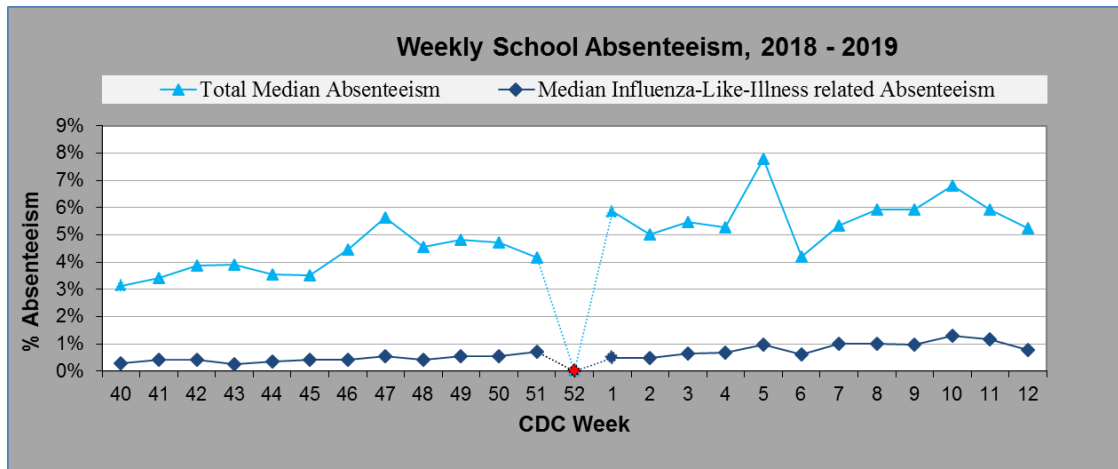


- All data presented in this weekly report are preliminary and may change as additional information is received.
- Multiyear averages included in this weekly report do not include the 2009/2010 H1N1 season.
- If you have any questions please contact Avi Joseph at 330.493.9914 or josepha@starkhealth.org or Amanda Archer at 330.489.3327 or aarcher@cantonhealth.org

### Graph 5: Stark County School Absenteeism.

(Source: Voluntary reporting by multiple school districts throughout the county)

◆ Reporting of school absenteeism has finished for the 2018-2019 Influenza season.

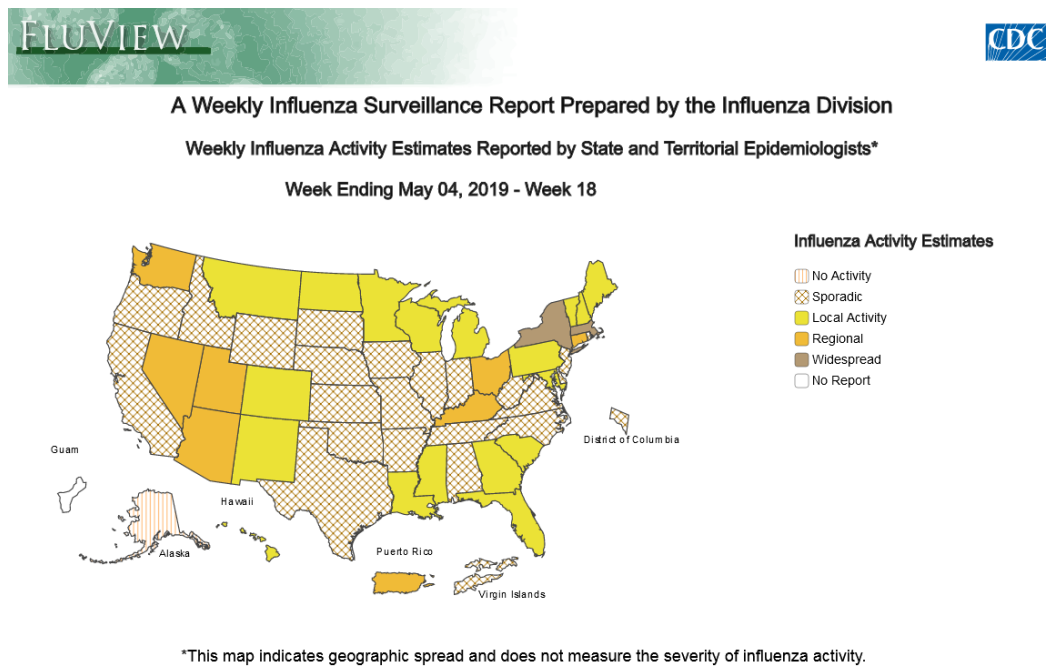


### Map: Weekly Geographic Influenza Activity Estimates Reported by State and Territorial Epidemiologists Syndromes.

(Source: Health Monitoring Systems, EpiCenter, hospital and stat care patient registration surveillance system)

◆ During Week 18, Ohio reported regional influenza activity, along with six other states.

- Local activity – 18 states
- Sporadic – 22 states (and DC)
- Widespread – Two states
- No activity – 1 state



Alliance City Health  
cityofalliance.com/health



Canton City Public Health  
cantonhealth.org



Massillon City Health Department  
massillonohio.com/health



Stark County Health Department  
starkhealth.org

- All data presented in this weekly report are preliminary and may change as additional information is received.
- Multiyear averages included in this weekly report do not include the 2009/2010 H1N1 season.
- If you have any questions please contact Avi Joseph at 330.493.9914 or josepha@starkhealth.org or Amanda Archer at 330.489.3327 or aarcher@cantonhealth.org